








INTELLIGENT MOTOR CONTROL UNITS

							
NAME	MSG1-UP	MSG1 compact	IMSG 230	IMSG 230 compact	IMSG-UC-2H	IMSG-UC-4H	MSG1-UP 24 V
Item number	70451	70454	70446	70453	70455	70456	70452
Special features	Low-wear zero-crossing switch		Storage for movement position		Storage for movement position	Storage for movement position	Wear-free electronic output. Integrated power supply 230 V AC to 24 V DC; 0,5 A
Type	Housing for build-in installation	Housing for build-in installation	Housing for build-in installation	Housing for build-in installation	DIN-rail housing, 3 units	DIN-rail housing, 6 units	Housing for build-in installation
Operating voltage	230 V AC	230 V AC	230 V AC	230 V AC	230 V AC	230 V AC	230 V AC
Input central command Up/Down	8...28 V DC	8...28 V DC	230 V AC	230 V AC	6...80 V DC / 6...240 V AC	6...80 V DC / 6...240 V AC	24 V DC
Mode central control	Adjustable: Dead man or Lock	Adjustable: Dead man or Lock	Dead man	Adjustable: Dead man or Lock	Adjustable: Dead man or Lock	Adjustable: Dead man or Lock	Adjustable: Dead man or Lock
Present push-buttons inputs (Manual Up/Down)	1 x 8...28 V DC	1 x 8...28 V DC	1 x 230 V AC	1 x 8...28 V DC	2 x 6...80 V DC / 6...240 V AC	4 x 6...80 V DC / 6...240 V AC	24 V DC
Central command has priority over manual	✓	✓	✓	✓	✓	✓	-
Outputs	1x Up/Down/N/PE, 230 V AC	1x Up/Down/N/PE, 230 V AC	1x Up/Down/N/PE, 230 V AC	1x Up/Down/N/PE, 230 V AC	2x Up/Down/N/PE, 230 V AC	4x Up/Down/N/PE, 230 V AC	1 x Up/Down/Com, with polarity change, 24 V DC
Direction change pause	1 s	1 s	1 s	1 s	1 s	1 s	1 s